

Parameters

Item		Parameters				
Main technical parameters	Pixel Pitch (mm)	P2.5 indoor & outdoor				
	Pixel Density (dot/m2)	160000	160000	160000	160000	160000
	LED Arrangement	1R1G1B	1R1G1B	1R1G1B	1R1G1B	1R1G1B
	LED Type	SMD 1415	SMD 1415	SMD 1415	SMD 1415	SMD 1415
		SMD 2020	SMD 2020	SMD 2020	SMD 2020	SMD 2020
	Cabinet Size (mm) / side	200 X 200	400 X 400	600 X 600	800 X800	1000 X1000
	Cabinet Resolution (dot) / unit	32000	128000	288000	512000	800000
	Max. Power Consumption (w/sqm)	160	700	1300	2500	3800
	Ave. Power Consumption (w/sqm)	50	210	380	800	1100
	Module Size (mm)			200*200		
	Module Resolution (dot)	80*80				
	Refresh Rate (Hz)	3840hz				
	Viewing Angle	160/160				
	Grey Scale (bit)	16				
	Input Frequency (Hz)	60				
	Input Voltage (V)	AC110V-220V+/-10%				
	Working Temperature(℃)	-20℃ ~ +60℃				
	Operation Humidity (RH)	10-95%				
	Life Span (H)	100000				
	Protection Level	IP43 (indoor) / IP65 (outdoor)				
	Cabinet Material	Normal Iron				
	Working Environment	Indoor/outdoor				
	Maintainence Mode	rear /frontal				

SHENZHEN HANMEI PHOTOELECTRIC CO.,LTD

Tel: 0086-755-28050979 Email: INFO@HANMEIGRP.COM

Web : http://www.hanmeigrp.com

SHOWING THE BEAUTY OF THE WORLD




CUBE SERIES

Advertising for indoor & outdoor



Structures

Edge cutting led modules for 45 degrees made up a magic cube led display



Applications

- Multi-faces giving a stronger spatial visual enjoyment.
- Flexible control: compatible with asynchronous, support both online and offline.
- seamless splicing technology to make the whole screen look smoother and clearer.
- Easy installation and maintenance, installation of floor, hoisting and embedded are all supported.

